

MEDICILON

STAT3

STAT3

STAT3

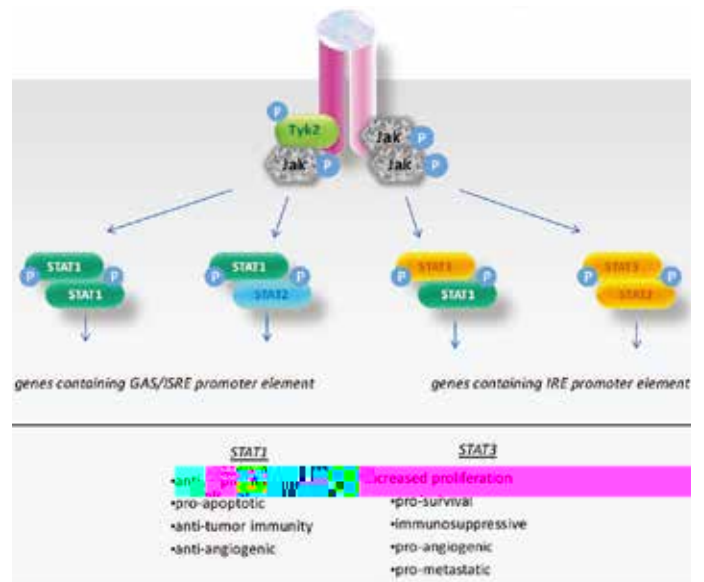
STAT3

kC)GÝ#)GÝ c!
STAT3

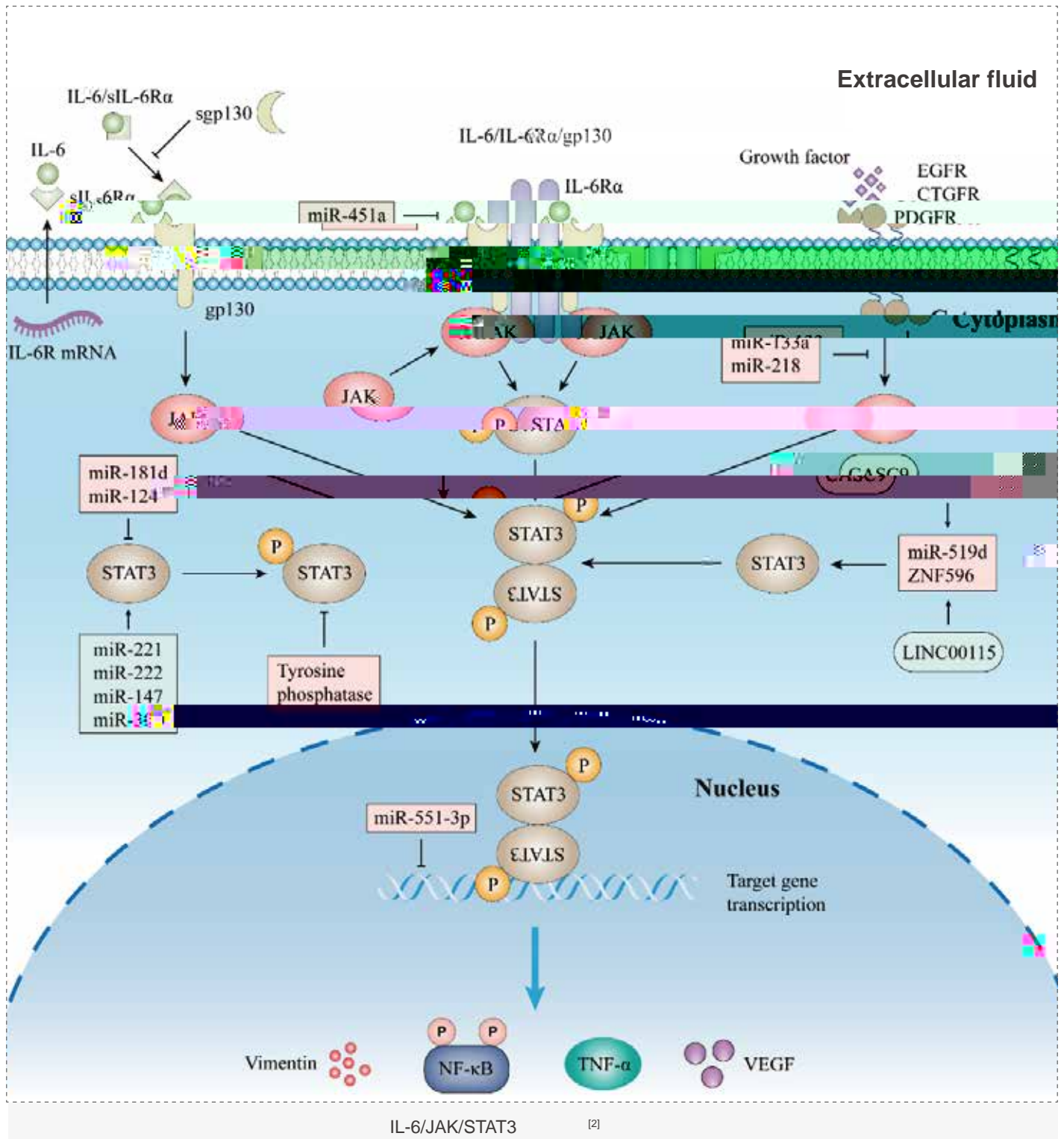
STAT3

STAT3

STAT3

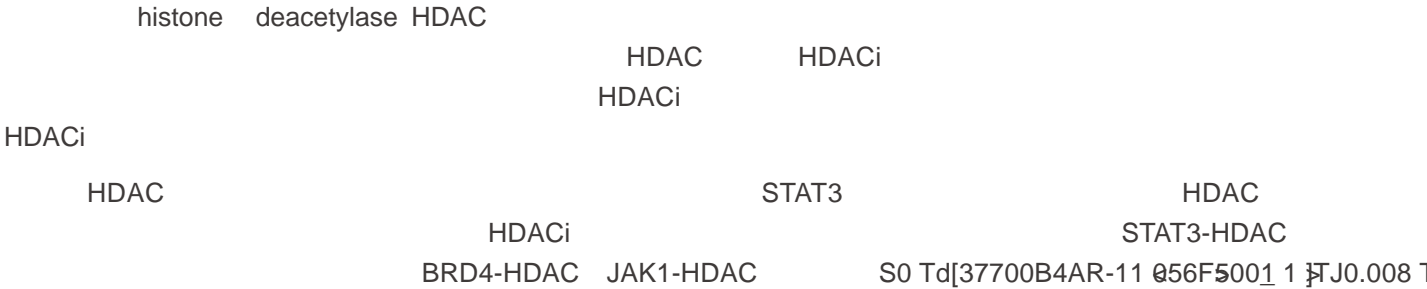


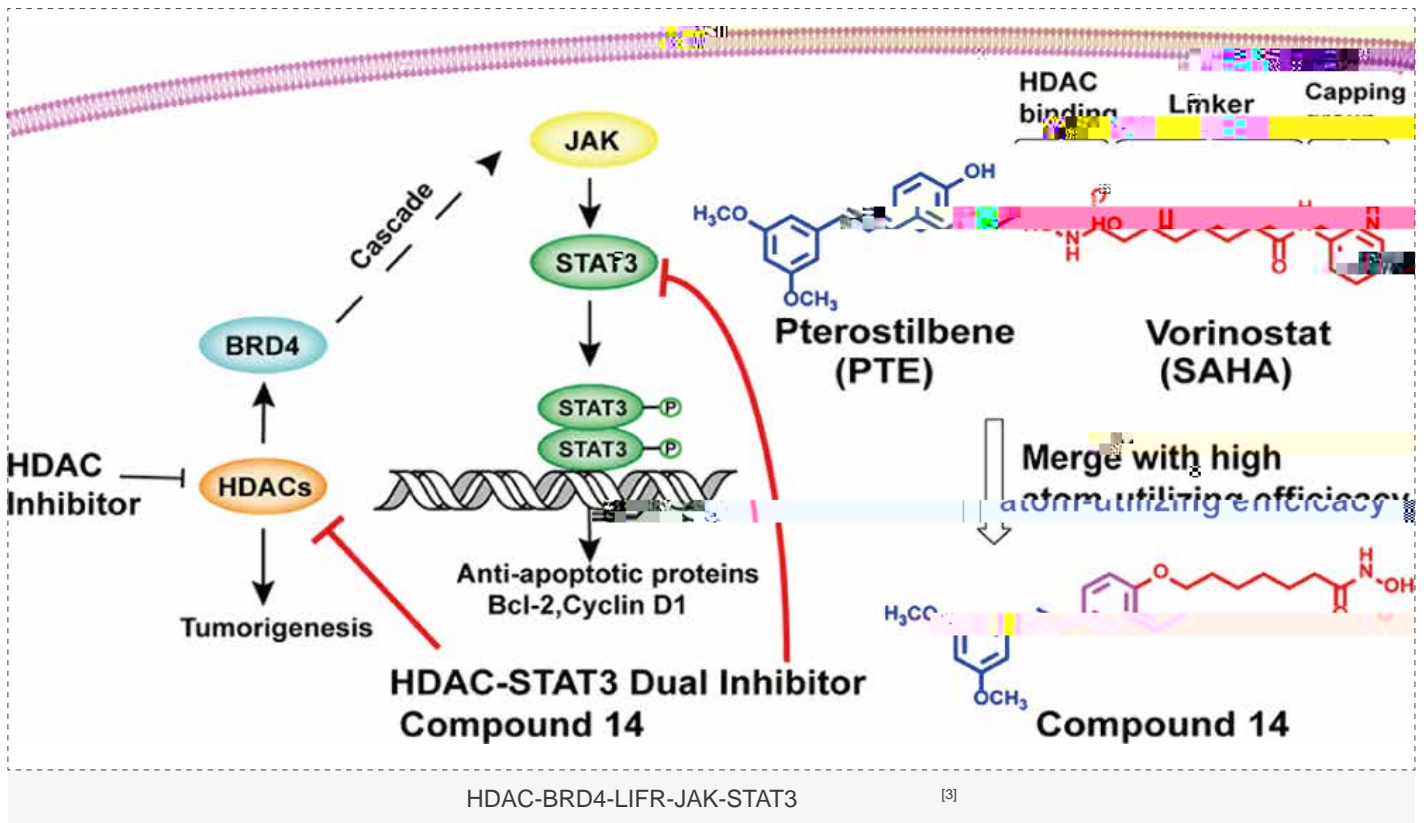
(JH1-7)		JH1	JH2	SH2	FERM		
IL-6	IL-6	IL-6	(IL-6R)	gp130	IL-6/IL-6R/gp130	STAT3	STAT3
JAK	JAK	JAK	gp130	gp130	STAT3		STAT3
				STAT3	705		STAT3



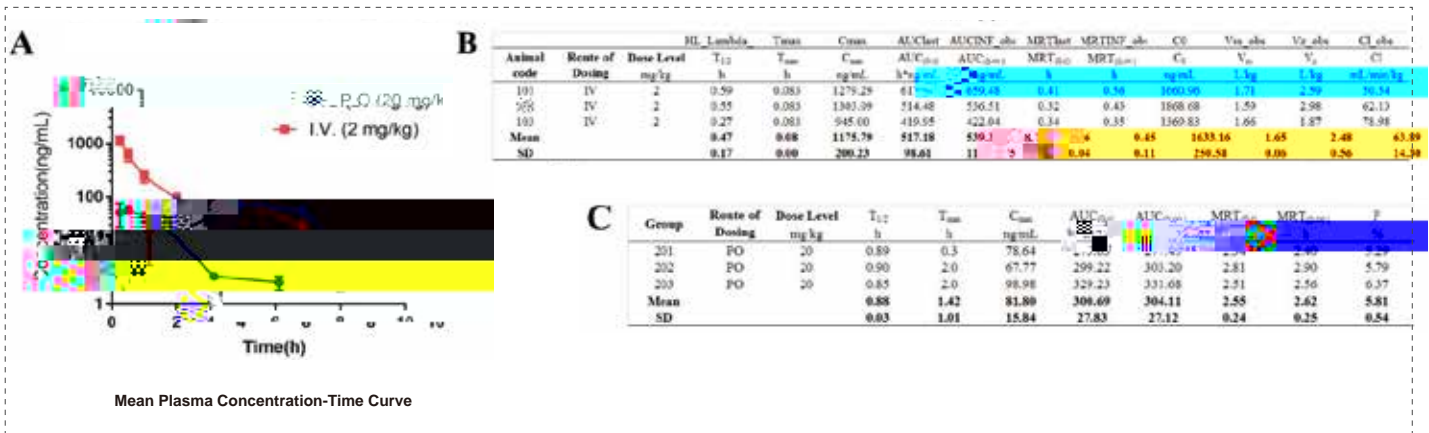
STAT3

STAT3-HDAC





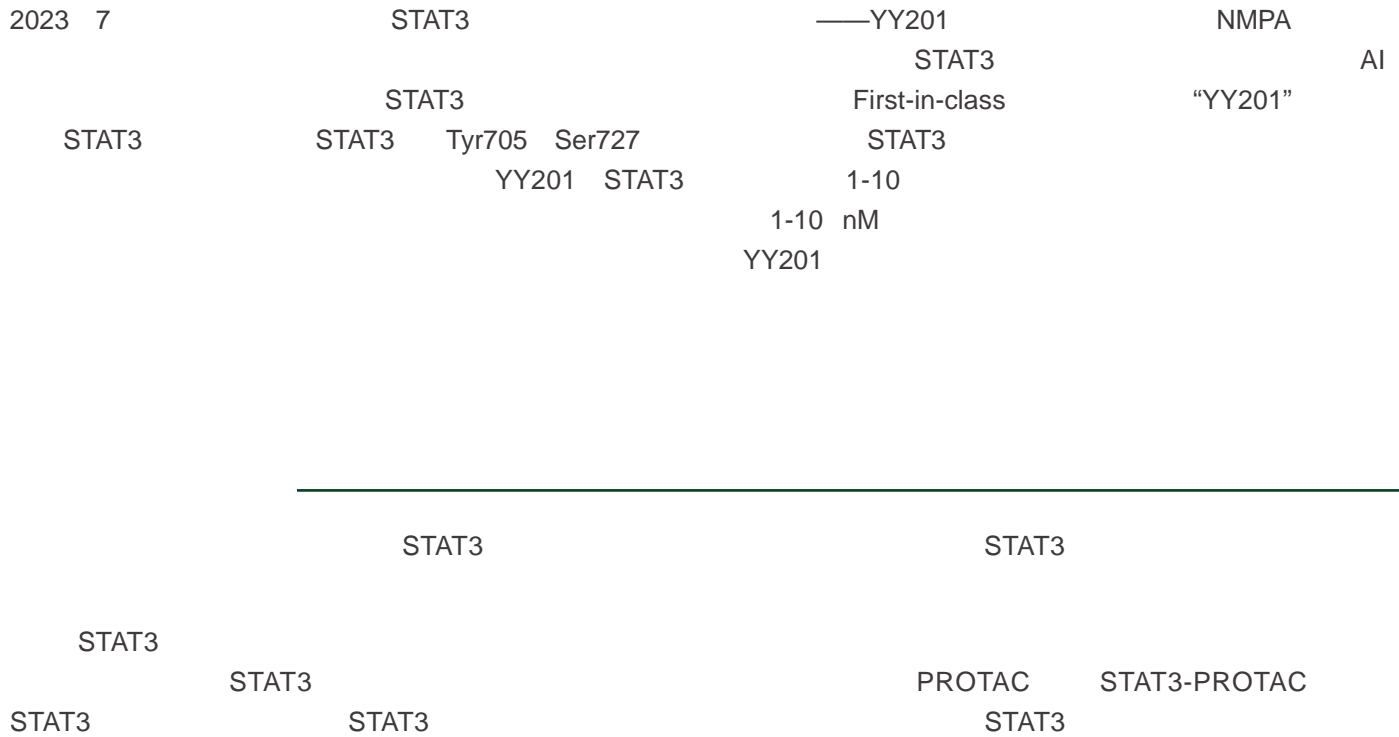
Compound 14
 HDAC IC₅₀ 23.15 nM
 HCT116 IC₅₀=1.07 μM
 Compound 14
 53% 30 mg/kg
 Compound 14
 64% 62%
 Compound 14
 54%
 Compound 14
 15 mg/kg
 Compound 14
 54%
 Compound 14 SD
 Compound 14 2 mg/kg
 T_{1/2} 0.47h
 Compound 14 20 mg/kg
 Compound 14
 PK
 (Cl) 63.89 mL/min/kg
 T_{1/2} 0.88h
 V_{ss} 1.65 L/kg
 F



Pharmacokinetics of Compound 14 in SD rats [3]

YY201

2023 7



[1]Courtney Nicholas and Gregory B. Lesinski. The Jak-STAT Signal Transduction Pathway in Melanoma. Breakthroughs in Melanoma Research.

[2]Xin Li, et al. STAT3 Inhibitors: A Novel Insight for Anticancer Therapy of Pancreatic Cancer. Biomolecules. 2022 Oct 9;12(10):1450. doi: 10.3390/biom12101450.

[3]Yuhao Ren, et al. Discovery of STAT3 and Histone Deacetylase (HDAC) Dual-Pathway Inhibitors for the Treatment of Solid Cancer. J Med Chem. 2021 Jun 10;64(11):7468-7482. doi: 10.1021/acs.jmedchem.1c00136.

[4]Sailan Zou, et al. Targeting STAT3 in Cancer Immunotherapy. Mol Cancer. 2020 Sep 24;19(1):145.DOI: 10.1186/s12943-020-01258-7.